

# M-SERIES GUMMY EQUIPMENT



## Selection Guide

### M-40 SYSTEM

**NEW**

Length: ≈ 26'  
 Speed: 15,000 / hr  
 Type: Batch  
 Chiller: 5Hp  
 Fill Volume Range: 1-5gFill  
 Accuracy: ± 10mg

### M-80 SYSTEM

Length: ≈ 32'  
 Speed: 30,000 / hr  
 Type: Batch  
 Chiller: 5Hp  
 Fill Volume Range: 1-5gFill  
 Accuracy: ± 10mg

### M-150 SYSTEM

Length: ≈ 45'  
 Speed: 60,000 / hr  
 Type: Batch or Semi-Continuous  
 Chiller: 10Hp  
 Fill Volume Range: 1-5gFill  
 Accuracy: ± 10mg

### M-300 SYSTEM

Length: ≈ 61'  
 Speed: 120,000 / hr  
 Type: Batch or Continuous  
 Chiller: 15Hp  
 Fill Volume Range: 1-5gFill  
 Accuracy: ± 10mg

### M-450 SYSTEM

Length: ≈ 71'  
 Speed: 180,000 / hr  
 Type: Continuous  
 Chiller: 20Hp  
 Fill Volume Range: 1-5gFill  
 Accuracy: ± 10mg

### M-600 SYSTEM

Length: ≈ 94'  
 Speed: 240,000 / hr  
 Type: Continuous  
 Chiller: 20Hp  
 Fill Volume Range: 1-5gFill  
 Accuracy: ± 10mg

### AUXILIARY EQUIPMENT

- COATER
- TRAY WASHER
- TRAYS & DOLLIES

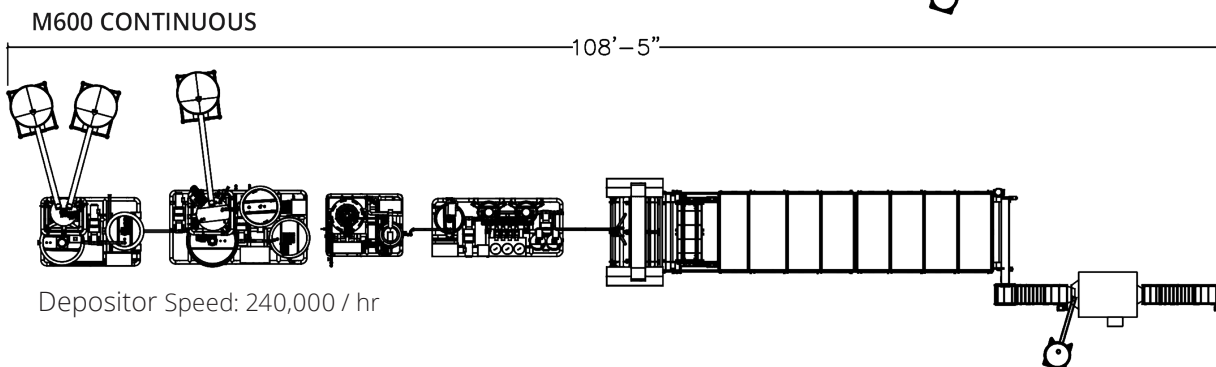
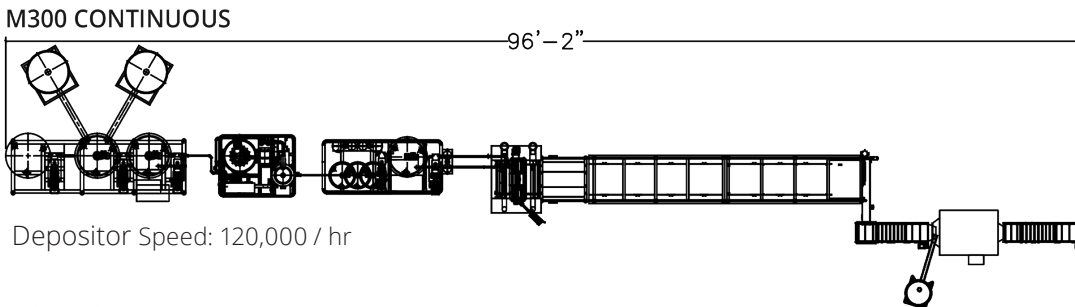
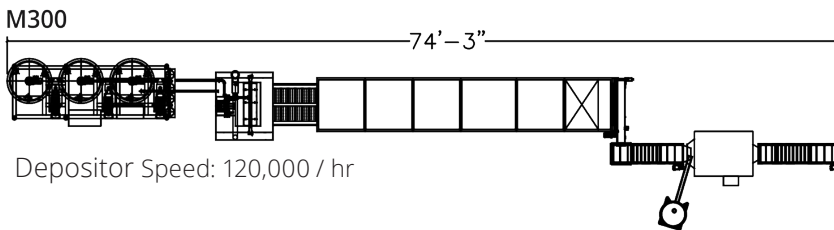
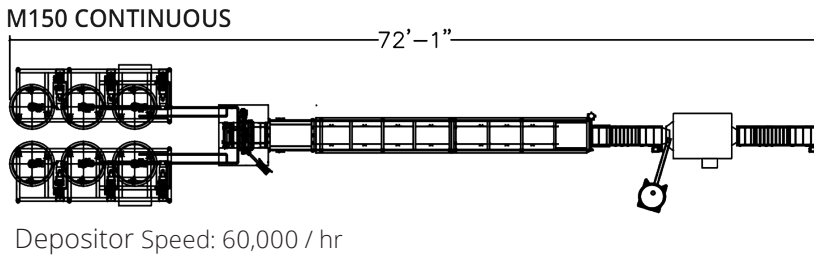
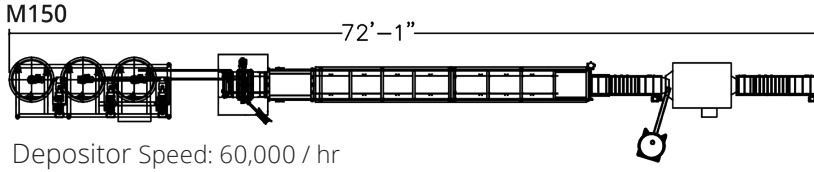
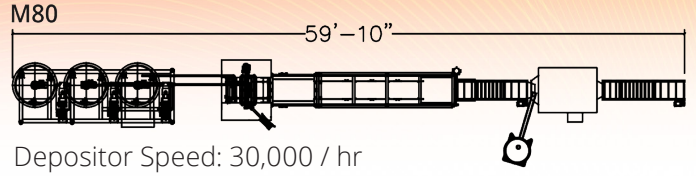
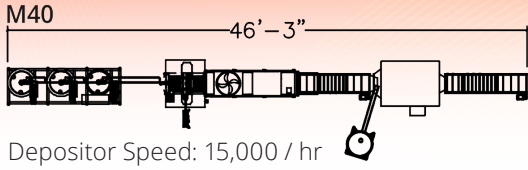
### LAB EQUIPMENT

- W.A.M.™ (Water Activity Meter)
- PH METER
- BRIX/SOLIDS SUGAR METER
- THERMOMETER



# Top View Configurations of Popular Models\*

(Models Pictured are Set Up for Pectin Gummies)



\*Ultimate output per hour depends on several factors, such as; tank size, cleaning time and depositor speed.